

http://ncpedia.org/state-capitol  
 http://ncpedia.org/history/1776-1860/1831-fires

Did you know that the current Capitol is actually the second building on that site? The original Capitol building burned down in 1831 when workers were plating the roof with zinc. Why were they plating the roof with zinc? To fireproof it!

## Color the NC State Capitol



NCpedia is managed by the State Library of North Carolina's Government & Heritage Library. It is funded in part with a Library Services & Technology Act grant through the Institute of Museum and Library Services and is hosted by NC LIVE.

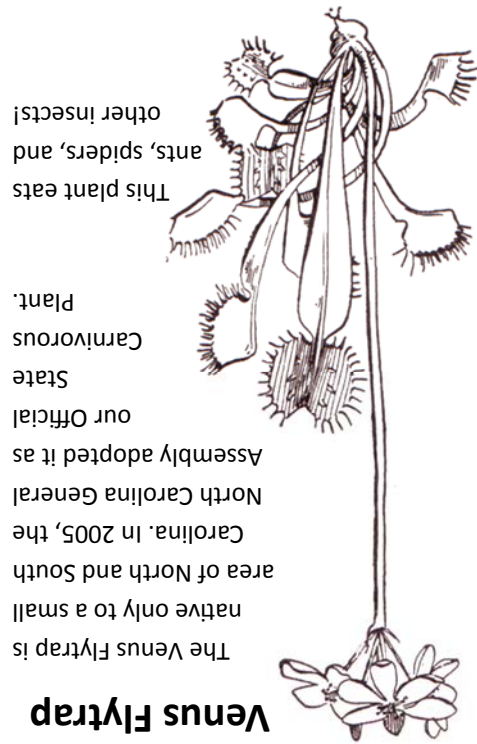
Image credits:  
 NC Map: NCpedia, Government & Heritage Library staff  
 Hollering: Microsoft Clip Art  
 Venus fly trap: Wikimedia Commons, from *The Home and School Reference Work*, 1917.  
 State Capitol: edited version of "OP\_17 State House Raleigh", State Archives of North Carolina.

# Stranger than Fiction

True stories found in NCpedia



**NC PEDIA**  
<http://ncpedia.org>



**Venus Flytrap**  
 The Venus Flytrap is native only to a small area of North and South Carolina. In 2005, the North Carolina General Assembly adopted it as our Official State Carnivorous Plant.  
 This plant eats ants, spiders, and other insects!


http://www.ncpedia.org/symbols/carnivorousplant



**National Hollerin Contest**  
 A National Hollerin Contest is held every year in NC in Spivey's Corner. If your family and friends had a hollerin contest, who do you think would win?  
<http://ncpedia.org/hollerin-contest>

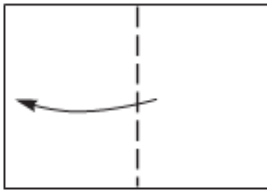
## Draw a WAMPUS!

A wampus is a semimythical animal. People reported seeing one in North Carolina in the 1930s! What do you think a wampus looks like? <http://ncpedia.org/wampus>



# MAKE a book

1 Fold a piece of paper in half.



2 Fold paper in half again.



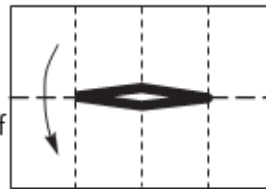
3 Open out last fold, then fold paper in half the other way.



4 Open out last fold and cut halfway along the middle crease.



5 Unfold paper completely, then fold in half horizontally.



6 Push the right and the left sides of the paper to the middle...  
...making a shape like a plus sign.



7 Fold the plus sign flat. Then fold the pages together and you have a book!



Ta-da!

